



 **NORANDEX™**
VINYL SIDING, SOFFIT & ACCESSORIES



FULL LINE OF
VINYL SIDING, SOFFIT & ACCESSORIES



WWW.NORANDEX.COM

CONTENTS

QUALITY STORY 2

FEATURES & BENEFITS 3

VINYL SIDING PRODUCTS

Rustic Hill® 4-5

Home Accents® 6-7

Polar Wall® Plus! 8-9

Sagebrush® 10-11

Great Barrier® 12-13

Board & Batten 14-15

Cedar Knolls™ 16-17

Cambridge Beaded® 18-19

Woodsman Select 20-21

Summit Manor® 22-23

VINYL SOFFIT PRODUCTS

Vinyl Soffit Benefits 24

Beaded Porch Panel 25

Double 5" Premium Vinyl Soffit 26

Triple 3.3" Vinyl Soffit 27

Remodeler Vinyl Soffit 28

Builder Vinyl Soffit 29

VINYL ACCESSORIES & COLOR AVAILABILITY

Vinyl Accessories 30-31

Color Availability 32-33

NailRIGHT® 34

GENERAL INFORMATION

Product Specifications 35

FROM OUR POINT OF VIEW

Homeowners have numerous cladding choices when it comes to finishing the exterior of their home.

They often rely on the expertise of their new construction or remodeling contractor for recommendations on the best materials to use. Consumers want a finish that makes their home stand out in the neighborhood, but also one that will stand up under extreme weather conditions. They want peace of mind knowing the exterior will retain its beauty years down the road, with virtually no maintenance, and is strongly warranted for customer satisfaction.

Homeowners know meeting these requirements is not too much to ask. And, if you ask professional contractors from around the country for their recommendation, many would choose Norandex brand vinyl siding products.

That's because Norandex Vinyl Siding offers homeowner preferred choices in styling and performance.

Because of the varying weather patterns throughout the states, Norandex offers both insulated and uninsulated vinyl siding. Products that won't fade when exposed to sunshine, that help insulate a home from winter's chills, and will stay on the wall in areas prone to extremely high winds.

An assortment of truly distinctive profiles in combination with a wide array of beautiful colors, enables homeowners to create that perfect exterior finish they've always dreamed about. The availability of solid vinyl soffit and accessories not only help accentuate the home, they are also low maintenance products complementing the siding selection.

And, all Norandex Vinyl Siding products carry one of the strongest homeowner warranty packages available in the industry...A Limited Lifetime Transferable Warranty with ColorHold® Lifetime Fade Protection.



XLok® Technology features a reinforced nail hem and the **NailRIGHT®** Siding Installation System.

Together they help provide a quality installation that's properly applied and firmly affixed to the wall.



For areas prone to adverse weather conditions, Norandex offers vinyl siding

engineered for excellent wind load performance, that's been tested to withstand hurricane force winds.



Norandex Vinyl Siding colors feature a tough surface based on engineered polymer compounds that resist fading. Specify the most brilliant and rich hues with absolute confidence.



The Norandex vinyl manufacturing process has earned the impressive mark of ISO 9001 through DNV-GL - Business Assurance USA, Inc. (Home Accents siding not included)



A beautiful collection of darker, richer colors with tremendous homeowner appeal that features **ColorHold®** technology to resist fading and discoloring.



Home Innovation
NGBS GREEN CERTIFIED™
RESOURCE EFFICIENCY

Norandex Vinyl Siding products have been NGBS GREEN CERTIFIED in accordance with criteria established by Home Innovation Labs for use in buildings seeking NGBS Green Home Certification. For more information, visit www.HomeInnovation.com/GreenProducts.



Norandex Vinyl Siding products carry one of the strongest homeowner protection warranties in the industry—A Limited Lifetime Transferable Warranty with ColorHold® Lifetime Fade Protection. Visit www.Norandex.com for complete warranty details.



Norandex Vinyl Siding is proudly made in the U.S.A. to the highest American quality standards by trained and skilled professionals.




Norandex Vinyl and insulated Vinyl Siding certified through VSI's Program are verified by a third-party, accredited inspection agency to meet or exceed the long-standing, accepted ASTM industry standards for quality. Colors that have been certified through VSI's Program must meet or exceed ASTM color retention requirements. Consult the VSI website at www.VinylSiding.org for a current list of certified products and colors.






9" HAND-SPLIT SHAKE
9" exposure per panel
74-1/2" long (exposed length)
75-5/8" long (overall length)
11 pcs. per ctn.
1/2 square per ctn.



7" TRADITIONAL SHAKE
7" exposure per panel
80-3/8" long (exposed length)
81-1/4" long (overall length)
13 pcs. per ctn.
1/2 square per ctn.



5" DOUBLE-COURSE CAPE COD SHINGLE
10" exposure per panel (interlocked)
64-1/8" long (exposed length)
67-3/16" long (overall)
11 pcs. per ctn.
1/2 square per ctn.

- Available in three styles:
 - **9" Hand-Split Shake** -
 - **.100" panel thickness**
 - Deep cedar woodgrain texture
 - 6'-2" Extended length panel
 - Reinforced nailing hem
 - Matching Outside Corner Post
 - **7" Traditional Shake** -
 - **.085" panel thickness**
 - Deep cedar woodgrain texture
 - 6'-8" Extended length panel
 - Reinforced nailing hem
 - Matching Outside Corner Post
 - **5" Double-course Cape Cod Shingle** -
 - **.075" panel thickness**
 - Uniform cedar woodgrain texture
- Durable polymer construction for strength and durability
- Variable, self-aligning nail slots for a straight, secure installation and proper adherence to the wall for weather related expansion and contraction
- Self-concealing side tabs, with no visible overlaps, for a natural looking finish, with a temperature chart to optimize installation in any weather
- Realistic-looking cedar woodgrain appearance
- 9/16" Panel projection provides rigidity and casts deep, appealing shadow lines
- Matching and contrasting soffit and accessories
- Limited Lifetime Transferable Warranty
- Won't blister, crack, flake, peel or rot like wood exteriors



- **THREE DISTINCTIVE STYLES:**
 - 9" Hand-Split Shake
 - 7" Traditional Shake
 - 5" Double-Course Cape Cod Shingle

Ever Weathered
COLOR COLLECTION

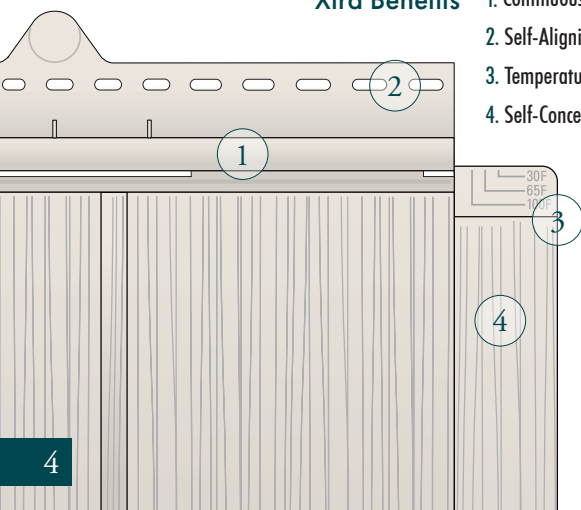
4 colors inspired by the classic beauty of natural cedar.

Our weathered collection has a traditional cedar profile. We have created a natural color palette reflecting the look of exposed, raw cedar depicting the warm and inviting tones of aging cedar shingles. The 4 hues of northern white and western red are shown below along with 29 other homeowner preferred colors.

Profile & Color Shown: Traditional, Seaport

Xtra Benefits

1. Continuous Panel Lock
2. Self-Aligning Nail Slots
3. Temperature Chart
4. Self-Concealing Side Tabs



33 HOMEOWNER PREFERRED COLORS

WHITE	WHEAT	TUMBLEWEED PREMIUM	KHAKI PREMIUM	SMOKE PREMIUM	WEDGEWOOD PREMIUM	ROCKPORT BEACH EVER WEATHERED COLLECTION NEW!
BEIGE	SAND PREMIUM	MOCHA PREMIUM	CACTUS	SILVER	DEEP WATER DESIGNER COLLECTION	MYSTIC GRAY EVER WEATHERED COLLECTION NEW!
CREAM	SANDSTONE	RUSSET DESIGNER COLLECTION	OLIVE PREMIUM	GRANITE PREMIUM	GRAPHITE DESIGNER COLLECTION	PACIFIC AMBER EVER WEATHERED COLLECTION NEW!
TAN	SIERRA PREMIUM	MAVERICK BROWN DESIGNER COLLECTION	ACADIA GREEN DESIGNER COLLECTION NEW!	SEAPORT DESIGNER COLLECTION	CARBON DESIGNER COLLECTION	OLYMPIC WOODS EVER WEATHERED COLLECTION NEW!
CHAMPAGNE	CHESTNUT DESIGNER COLLECTION NEW!	RUSTIC CEDAR DESIGNER COLLECTION NEW!	MYRTLE DESIGNER COLLECTION	STEEL BLUE DESIGNER COLLECTION		

Colors are mechanically reproduced. For color accuracy, please see actual product sample.

Product specifications on page 35 do not reflect Rustic Hill specs. A Certificate of Conformance is available upon request.



STAGGERED SHAKE

7" exposure per panel
60-3/4" long
17 pieces per ctn.
1/2 square per ctn.



SPLIT SHAKE

7" exposure per panel
60-3/4" long
34 pcs. per ctn.
1 square per ctn.



PERFECTION SHINGLE

7" exposure per panel
60-3/4" long
34 pcs. per ctn.
1 square per ctn.



SPLIT SHAKE OUTSIDE CORNER POST KIT

3-1/2" x 3-1/2" exposure
56" long
Kit contains 4 corners & 8 pieces of 1" J-Channel
18.7 linear ft. per ctn.

For use with Split Shake and Staggered Shakes



PERFECTION SHINGLE OUTSIDE CORNER POST KIT

3-1/2" x 3-1/2" exposure
56" long
Kit contains 4 corners & 8 pieces of 1" J-Channel
18.7 linear ft. per ctn.

- Available in three styles
- **Staggered Shake** -
 - Dramatic cedar grain detail, uneven patterns, rough-sawn edges, and varied widths create richness
 - Profile has a 7" exposure
- **Split Shake** -
 - Random grains and grooves for hand-split cedar's allure
 - Deeply textured for contrast between shadow and light
 - Profile has a 7" exposure
- **Perfection Shingle** -
 - Clean lines and deep textures create the perfect balance
 - Random widths and highlighted grains add tradition
 - Profile has a 7" exposure
- Can be used in entire home applications or as a finishing touch in a gable or dormer
- Easy interlock between shapes means Home Accents® can be used separately or mixed
- Same installation technique as siding with a full length nailing hem
- Can be installed any time of the year
- Random design and hidden seams mean even small pieces are usable, resulting in up to 67% less scrap
- Class A Flame Spread Rating
- Matching and contrasting soffit and accessories



- **THREE POPULAR PROFILES:**
 - Staggered Shake
 - Split Shake
 - Perfection Shingle

Profile & Color Shown: 7" Shakes, Sand

38 HOMEOWNER PREFERRED COLORS

WHITE	CHAMPAGNE	CHESTNUT DESIGNER COLLECTION	MAVERICK BROWN DESIGNER COLLECTION	FERN PREMIUM	MYRTLE DESIGNER COLLECTION	SEAPORT DESIGNER COLLECTION	DEEP WATER DESIGNER COLLECTION
LINEN	WHEAT	COBBLESTONE PREMIUM	RUSTIC CEDAR DESIGNER COLLECTION	IVY PREMIUM	DOVE GRAY PREMIUM	JAMESTOWN BLUE DESIGNER COLLECTION	GRAPHITE DESIGNER COLLECTION
CREAM	SAND PREMIUM	TUMBLEWEED PREMIUM	FIREBRICK DESIGNER COLLECTION	EVERGREEN DESIGNER COLLECTION	SMOKE PREMIUM	STEEL BLUE DESIGNER COLLECTION	CARBON DESIGNER COLLECTION
ALMOND	SANDSTONE	MOCHA PREMIUM	KHAKI PREMIUM	OLIVE PREMIUM	SILVER	WEDGEWOOD DESIGNER COLLECTION	
TAN	SIERRA PREMIUM	RUSSET DESIGNER COLLECTION	CACTUS	ACADIA GREEN DESIGNER COLLECTION	GRANITE PREMIUM	GENEVA BLUE PREMIUM	

Colors are mechanically reproduced. For color accuracy, please see actual product sample.

Product specifications on page 35 do not reflect Home Accents specs. A Certificate of Conformance is available upon request.

Polar Wall Plus!

INSULATED SIDING SYSTEM

Low Gloss Natural Cedar Woodgrain Pattern



DOUBLE 5" DUTCHLAP

2-5" exposure per panel
12' long
10 pcs. per ctn.
1 square per ctn.



DOUBLE 4" CLAPBOARD

2-4" exposure per panel
12' 6" long
12 pcs. per ctn.
1 square per ctn.

DOUBLE 6" CLAPBOARD

2-6" exposure per panel
12' 6" long
8 pcs. per ctn.
1 square per ctn.

- **.046" Panel thickness** with a low gloss natural cedar woodgrain pattern
- Available in three styles:
 - Double 4" Clapboard, 3/4" panel projection
 - Double 5" Dutchlap, 3/4" panel projection
 - Double 6" Clapboard, 5/8" panel projection
- Standard Design Pressure Rating: 68.9 psf
Maximum Windspeed: 218 mph (ULT)*
- XLoc® Technology combines the BearHug® Lock, a Superior Full Reversed Rolled-Over Nail Hem that doubles the thickness of the panel where it's nailed to the wall, and the Norandex proprietary NailRIGHT® Siding Installation System for an installation that's secure and accurate
- Thick insulating foam helps reduce energy loss through walls and studs, repel insects, reduce sound transmission and is permeable
- Matching and contrasting soffit and accessories
- Limited Lifetime Transferable Warranty with ColorHold® Lifetime Fade Protection

BEARHUG® LOCK



The BearHug locking system includes a rolled-over double nail hem and 3/4" panel projection† for excellent wind load resistance.

†5/8" panel projection available on D6 panel.

ACCESSORIES THAT ENHANCE THE BENEFITS OF THE POLAR WALL PLUS! INSULATED SIDING SYSTEM

6" OUTSIDE CORNER POST



3-1/2" OUTSIDE CORNER POST



THESE ACCESSORIES ARE AVAILABLE WITH FOAM FOR ADDED RIGIDITY AND ENERGY EFFICIENCY



• THREE DISTINCTIVE PROFILES:

- Double 4" & 6" Clapboard
- Double 5" Dutchlap

Profile & Color Shown: Double 6", White

ADDITIONAL WARRANTY COVERAGE ON FOAM

Structural lamination integrity and thermal performance of Polar Wall Plus! laminated foam is warranted for twenty (20) years.

FOAM SPECIFICATIONS

- DENSITY: Nominal 1.0 pound per cubic foot (Test method ASTM C-303).
- FLAMMABILITY: Polar Wall Plus! laminated foam is fabricated using modified expandable polystyrene, treated with a fire retardant chemical, and will not support combustion. Although "Modified EPS" contains a flame-retardant agent, it is an organic material and should therefore be considered flammable if exposed to an open flame or ignition source.
- WATER PERMEABILITY: Not less than 5.0 perm/inch maximum (Test method ASTM E-96).
- Polystyrene breathes and is not a vapor barrier.
- WATER ABSORPTION: Less than 4.0% by volume (Test method ASTM C-272).
- CAPILLARITY: None

PHYSICAL DATA

POLYSTYRENE THICKNESS (NOMINAL)

- Double 4" Clapboard 1-1/8"
- Double 5" Dutchlap 1-1/8"
- Double 6" Clapboard 1-1/4"



LONG-TERM THERMAL PERFORMANCE

"R-VALUE"

- Double 4" Clapboard 2.34
- Double 5" Dutchlap 2.42
- Double 6" Clapboard 2.48

The "R"-Value of all profiles in the Polar Wall Plus! Exterior System when tested in accordance with ASTM D1363 exceed the ASTM D7793 standard specifications for insulated siding established by the Vinyl Siding Institute. A product's "R"-Value is a measure of the thermal resistance. The higher the "R"-Value, the better the insulation's effectiveness.

THERMAL EXPANSION

Expanded polystyrene is highly compatible with vinyl siding due to their nearly identical coefficients of expansion and contraction.

SAFE TO USE

The Polar Wall Plus! Exterior System is environmentally friendly and fully recyclable. They are constructed from inert organic materials and contain no CFC's, HCFC's or Formaldehyde.

21 HOMEOWNER PREFERRED COLORS

WHITE	COBBLESTONE PREMIUM	KHAKI PREMIUM	SILVER
LINEN	TUMBLEWEED PREMIUM	IVY PREMIUM	GRANITE PREMIUM
CREAM	MOCHA PREMIUM	EVERGREEN* DESIGNER COLLECTION	STEEL BLUE* DESIGNER COLLECTION
ALMOND	RUSSET DESIGNER COLLECTION	OLIVE PREMIUM	WEDGEWOOD PREMIUM
TAN	FIREBRICK* DESIGNER COLLECTION	SMOKE PREMIUM	GRAPHITE* DESIGNER COLLECTION
CHAMPAGNE			

Colors are mechanically reproduced. For color accuracy, please see actual product sample.

*Available In D6 Profile Only



OVER TIME, THE SEAMS ON REGULAR VINYL TEND TO OPEN UP BECAUSE THERE IS NOTHING TO SUPPORT THE SIDING.




LAMINATED FOAM PROVIDES EXCELLENT SUPPORT TO THE POLAR WALL PLUS! EXTERIOR SYSTEM, SO THE SEAMS REMAIN PRACTICALLY INVISIBLE.

*THE TEST PRESSURES LISTED ON NORANDEX VINYL SIDING ARE DERIVED FROM TESTING PER ASTM D-5206 WITH NAILS 1/4" ON CENTER. THE REPORTED WIND SPEEDS ARE CALCULATED UNDER ONE SET OF CONDITIONS. PLEASE CHECK WITH YOUR LOCAL BUILDING INSPECTOR FOR WIND LOAD REQUIREMENTS IN YOUR AREA AND FOR THE TYPE OF STRUCTURE IN WHICH THE SIDING IS BEING INSTALLED.



DOUBLE 5" DUTCHLAP

2-5" exposure per panel
12' long
10 pcs. per ctn.
1 square per ctn.



DOUBLE 4" CLAPBOARD

2-4" exposure per panel
12' 6" long
12 pcs. per ctn.
1 square per ctn.

- **.050" Panel thickness** with a natural brushed pattern
- 3/4" Panel projection
- Available in two styles:
 - Double 4" Clapboard
 - Double 5" Dutchlap
- Standard Design Pressure Rating: 82.3 psf
Maximum Windspeed: 239 mph (ULT)*
(Double 4" Clapboard)
- Standard Design Pressure Rating: 44.4 psf
Maximum Windspeed: 175 mph (ULT)*
(Double 5" Dutchlap)
- XLoc® Technology combines the Raillock® Locking System, a Patented Nailing Hem with Parallel Nailing Slots and Hammer Stop, and the Norandex proprietary NailRIGHT® Siding Installation System, for an installation that's secure and accurate
- Matching and contrasting soffit and accessories
- Limited Lifetime Transferable Warranty with ColorHold® Lifetime Fade Protection




- **TWO DISTINCTIVE PROFILES:**
 - Double 4" Clapboard
 - Double 5" Dutchlap



RAILLOCK
LOCKING SYSTEM

The Raillock Locking System combined with superior rigidity of the panel and heavy duty extended return leg ensure easy, secure locking of panels.



OTHER VINYL SIDINGS DON'T HAVE THE STRENGTH OR RIGIDITY TO SUPPORT THEMSELVES LIKE SAGEBRUSH.



TRY THIS BEND TEST AND PROVE TO YOURSELF THAT SAGEBRUSH IS THE STRONGEST VINYL SIDING PANEL ON THE MARKET.



THE PATENTED SAGEBRUSH NAIL HEM HAS A BUILT-IN HAMMER STOP THAT INHIBITS NAILS FROM BEING DRIVEN TOO TIGHTLY.



THE EXCLUSIVE SAGEBRUSH STAPLE GUIDE PERMITS QUICK AND EASY STAPLING THROUGH DUAL PARALLEL NAIL SLOTS.

12 HOMEOWNER PREFERRED COLORS

WHITE	TAN	IVY PREMIUM
LINEN	CHAMPAGNE	SILVER
CREAM	COBBLESTONE PREMIUM	GRANITE PREMIUM
ALMOND	TUMBLEWEED PREMIUM	WEDGEWOOD PREMIUM

Colors are mechanically reproduced. For color accuracy, please see actual product sample.

*THE TEST PRESSURES LISTED ON NORANDEX VINYL SIDING ARE DERIVED FROM TESTING PER ASTM D-5206 WITH NAILS 16" ON CENTER. THE REPORTED WIND SPEEDS ARE CALCULATED UNDER ONE SET OF CONDITIONS. PLEASE CHECK WITH YOUR LOCAL BUILDING INSPECTOR FOR WIND LOAD REQUIREMENTS IN YOUR AREA AND FOR THE TYPE OF STRUCTURE IN WHICH THE SIDING IS BEING INSTALLED.



DOUBLE 5" DUTCHLAP

2-5" exposure per panel
12' long
10 pcs. per ctn.
1 square per ctn.

EXTENDED LENGTH

DOUBLE 5" DUTCHLAP

2-5" exposure per panel
16.66' long
12 pcs. per ctn.
1.666 squares per ctn.



DOUBLE 4" CLAPBOARD

2-4" exposure per panel
12' 6" long
12 pcs. per ctn.
1 square per ctn.

EXTENDED LENGTH

DOUBLE 4" CLAPBOARD

2-4" exposure per panel
16.66' long
14 pcs. per ctn.
1.555 squares per ctn.

- **.046" Panel thickness** with a low gloss natural cedar woodgrain pattern
- Available in two styles:
 - Double 4" Clapboard
 - Double 5" Dutchlap
- 3/4" Panel projection
- Standard Design Pressure Rating: 71.1 psf
Maximum Windspeed: 222 mph (ULT)*
- Extended 16.66' lengths available
- Xlok® Technology combines JawsLock®, a Superior Full Reversed Rolled-Over Nail Hem that doubles the thickness of the panel where it's nailed to the wall, and the Norandex proprietary NailRIGHT® Siding Installation System, for an installation that's secure and accurate
- Matching and contrasting soffit and accessories
- Limited Lifetime Transferable Warranty with ColorHold® Lifetime Fade Protection

JAWSLOCK®



The JawsLock locking system has been engineered for faster, straighter installations. Combining a 3/4" panel projection and a curled return leg and an extra heavy duty top-lock.




IN WIND LOAD TESTS, THE DOUBLE THICK GREAT BARRIER HEM WAS STRONG ENOUGH TO BEND THE NAIL HEADS.



- **TWO DISTINCTIVE PROFILES:**
 - Double 4" Clapboard
 - Double 5" Dutchlap

Profile & Color Shown: Double 4", Russet



UP TO 1/3 FEWER SEAMS

FOR A VIRTUALLY SEAMLESS APPEARANCE, GREAT BARRIER IS AVAILABLE IN EXTENDED 16.66' LENGTHS, WHICH MEANS UP TO 1/3 FEWER VISIBLE SEAMS ON THE ENTIRE SURFACE OF THE HOME.

22 HOMEOWNER PREFERRED COLORS

WHITE	CHAMPAGNE	FIREBRICK DESIGNER COLLECTION	OLIVE PREMIUM	GRANITE PREMIUM
LINEN	COBBLESTONE PREMIUM	KHAKI PREMIUM	MYRTLE DESIGNER COLLECTION	STEEL BLUE DESIGNER COLLECTION
CREAM	TUMBLEWEED PREMIUM	IVY PREMIUM	SMOKE PREMIUM	WEDGEWOOD PREMIUM
ALMOND	MOCHA PREMIUM	EVERGREEN DESIGNER COLLECTION	SILVER	GRAPHITE DESIGNER COLLECTION
TAN	RUSSET DESIGNER COLLECTION			

Colors are mechanically reproduced. For color accuracy, please see actual product sample.

*THE TEST PRESSURES LISTED ON NORANDEX VINYL SIDING ARE DERIVED FROM TESTING PER ASTM D-5206 WITH NAILS 16" ON CENTER. THE REPORTED WIND SPEEDS ARE CALCULATED UNDER ONE SET OF CONDITIONS. PLEASE CHECK WITH YOUR LOCAL BUILDING INSPECTOR FOR WIND LOAD REQUIREMENTS IN YOUR AREA AND FOR THE TYPE OF STRUCTURE IN WHICH THE SIDING IS BEING INSTALLED.


Board & Batten

VERTICAL VINYL SIDING


Cedar Grain Pattern

.052"

- **.052" Panel thickness** with a cedar grain pattern
- 1/2" Panel projection
- Standard Design Pressure Rating: 73.3 psf
Maximum Windspeed: 225 mph (ULT)*
- A vertical panel for whole house or accent applications
- The wide flat board is accentuated with a narrow batten, replicating an early American look
- Matching and contrasting soffit and accessories
- Limited Lifetime Transferable Warranty with ColorHold® Lifetime Fade Protection



The .052" thick panel combined with a heavy duty lock ensure a secure installation.



Can be used in whole house applications, or as an accent.

BOARD & BATTEN VERTICAL

7" exposure per panel
10' long
17 pcs. per ctn.
1 square per ctn.

*THE TEST PRESSURES LISTED ON NORANDEK VINYL SIDING ARE DERIVED FROM TESTING PER ASTM D-5206 WITH NAILS 12" ON CENTER. THE REPORTED WIND SPEEDS ARE CALCULATED UNDER ONE SET OF CONDITIONS. PLEASE CHECK WITH YOUR LOCAL BUILDING INSPECTOR FOR WIND LOAD REQUIREMENTS IN YOUR AREA AND FOR THE TYPE OF STRUCTURE IN WHICH THE SIDING IS BEING INSTALLED.



Color Shown: Sandstone

• 7" PROFILE

18 HOMEOWNER PREFERRED COLORS

WHITE	RUSSET DESIGNER COLLECTION	SMOKE PREMIUM	DEEP WATER DESIGNER COLLECTION
CHAMPAGNE NEW!	MAVERICK BROWN DESIGNER COLLECTION	SILVER NEW!	GRAPHITE DESIGNER COLLECTION
SANDSTONE	FIREBRICK DESIGNER COLLECTION NEW!	GRANITE PREMIUM	CARBON DESIGNER COLLECTION NEW!
SIERRA PREMIUM	CACTUS	SEAPORT DESIGNER COLLECTION	
MOCHA PREMIUM	MYRTLE DESIGNER COLLECTION	STEEL BLUE DESIGNER COLLECTION	

Colors are mechanically reproduced. For color accuracy, please see actual product sample.





DOUBLE 5" DUTCHLAP

2-5" exposure per panel
12' long
20 pcs. per ctn.
2 squares per ctn.



DOUBLE 4" CLAPBOARD

2-4" exposure per panel
12' 6" long
24 pcs. per ctn.
2 squares per ctn.

DOUBLE 5" CLAPBOARD

2-5" exposure per panel
12' long
20 pcs. per ctn.
2 squares per ctn.

- **.044" Panel thickness** with a natural cedar embossed woodgrain pattern
- A 5/8" panel projection provides rigidity and casts deep, appealing shadow lines
- Available in three styles:
 - Double 4" & 5" Clapboard
 - Double 5" Dutchlap
- Standard Design Pressure Rating: 48.9 psf
Maximum Windspeed: 184 mph (ULT)*
- Xlok® Technology combines the TitanBar® Reinforced Nail Hem and the NailRIGHT® Siding Installation System, two innovations that help ensure the siding is securely interlocked and properly affixed to the wall
- Matching and contrasting soffit and accessories
- Limited Lifetime Transferable Warranty with ColorHold® Lifetime Fade Protection

TitanBar™
REINFORCED NAIL HEM



The heavy duty extended return leg snaps tightly into the TitanBar Reinforced Nail Hem which is double the thickness of the siding panel under the nail head, for an installation that's solid, secure and protects against panel blow off in adverse weather conditions.



- **THREE DISTINCTIVE PROFILES:**
 - Double 4" & 5" Clapboard
 - Double 5" Dutchlap

Profile & Color Shown: Double 4", Wheat

30 HOMEOWNER PREFERRED COLORS

WHITE	WHEAT	RUSSET DESIGNER COLLECTION	CACTUS PREMIUM	SMOKE PREMIUM	STEEL BLUE DESIGNER COLLECTION
BEIGE	SANDSTONE	MAVERICK BROWN DESIGNER COLLECTION	FERN PREMIUM	SILVER	GENEVA BLUE PREMIUM
CREAM	SIERRA PREMIUM	RUSTIC CEDAR DESIGNER COLLECTION	OLIVE PREMIUM	GRANITE PREMIUM	DEEP WATER DESIGNER COLLECTION
YELLOW	CHESTNUT DESIGNER COLLECTION	FIREBRICK DESIGNER COLLECTION	ACADIA GREEN DESIGNER COLLECTION	SEAPORT DESIGNER COLLECTION	GRAPHITE DESIGNER COLLECTION
CHAMPAGNE	MOCHA PREMIUM	KHAKI PREMIUM	MYRTLE DESIGNER COLLECTION	JAMESTOWN BLUE DESIGNER COLLECTION	CARBON DESIGNER COLLECTION

Colors are mechanically reproduced. For color accuracy, please see actual product sample.

*THE TEST PRESSURES LISTED ON NORANDEK VINYL SIDING ARE DERIVED FROM TESTING PER ASTM D-5206 WITH NAILS 16" ON CENTER. THE REPORTED WIND SPEEDS ARE CALCULATED UNDER ONE SET OF CONDITIONS. PLEASE CHECK WITH YOUR LOCAL BUILDING INSPECTOR FOR WIND LOAD REQUIREMENTS IN YOUR AREA AND FOR THE TYPE OF STRUCTURE IN WHICH THE SIDING IS BEING INSTALLED.



CAMBRIDGE BEADED
 6-1/2" exposure per panel
 12'4" long
 30 pcs. per ctn.
 2 squares per ctn.

- **.044" panel thickness** with a low gloss brushed pattern
- Full Traditional U-Groove beaded design
- 5/8" Panel projection
- Standard Design Pressure Rating: 42.3 psf
 Maximum Windspeed: 171 mph (ULT)*
- Features the Norandex proprietary NailRIGHT® Siding Installation System for a safe, secure installation
- Matching and contrasting soffit and accessories
- Limited Lifetime Transferable Warranty with ColorHold® Lifetime Fade Protection



XLok® Technology features a reinforced nail hem and the **NailRIGHT®** Siding Installation System. Together they help provide a quality installation that's properly applied and firmly affixed to the wall.



• 6-1/2"
 Cambridge Beaded

Profile & Color Shown: Cambridge Beaded, Cream



Profile & Color Shown: Cambridge Beaded, White

15 HOMEOWNER PREFERRED COLORS

WHITE	ALMOND	SAND PREMIUM	SILVER
LINEN	TAN	SANDSTONE	GRANITE PREMIUM
BEIGE	CHAMPAGNE	SIERRA PREMIUM	WEDGEWOOD PREMIUM
CREAM	WHEAT	CACTUS	

Colors are mechanically reproduced. For color accuracy, please see actual product sample.



Profile & Color Shown: Cambridge Beaded, Silver

*THE TEST PRESSURES LISTED ON NORANDEX VINYL SIDING ARE DERIVED FROM TESTING PER ASTM D-5206 WITH NAILS 16" ON CENTER. THE REPORTED WIND SPEEDS ARE CALCULATED UNDER ONE SET OF CONDITIONS. PLEASE CHECK WITH YOUR LOCAL BUILDING INSPECTOR FOR WIND LOAD REQUIREMENTS IN YOUR AREA AND FOR THE TYPE OF STRUCTURE IN WHICH THE SIDING IS BEING INSTALLED.

Woodsman Select

PREMIUM VINYL SIDING

Low Gloss Natural Cedar Woodgrain Pattern

.042"



DOUBLE 4" DUTCHLAP

2-4" exposure per panel
12' 6" long
24 pcs. per ctn.
2 squares per ctn.

DOUBLE 5" DUTCHLAP

2-5" exposure per panel
12' long
20 pcs. per ctn.
2 squares per ctn.



DOUBLE 4" CLAPBOARD

2-4" exposure per panel
12' 6" long
24 pcs. per ctn.
2 squares per ctn.

DOUBLE 5" CLAPBOARD

2-5" exposure per panel
12' long
20 pcs. per ctn.
2 squares per ctn.

- **.042" Panel thickness** with a low gloss natural cedar woodgrain pattern
- 5/8" Panel projection provides rigidity and casts deep, appealing shadow lines
- Available in four styles:
 - Double 4" & Double 5" Clapboard
 - Double 4" & Double 5" Dutchlap
- (D4 & D4DL) Standard Design Pressure Rating: 64.4 psf, Maximum Windspeed: 211 mph (ULT)*
- (D5 & D5DL) Standard Design Pressure Rating: 31.1 psf, Maximum Windspeed: 147 mph (ULT)*
- Xlok® Technology combines the TitanBar® Reinforced Nail Hem and the Norandex proprietary NailRIGHT® Siding Installation System, two innovations that help ensure the siding is securely interlocked and properly affixed to the wall
- Matching and contrasting soffit and accessories
- Limited Lifetime Transferable Warranty with ColorHold® Lifetime Fade Protection



- **FOUR DISTINCTIVE PROFILES:**
 - Double 4" & 5" Clapboard
 - Double 4" & 5" Dutchlap

Profile & Color Shown: Double 4", Silver

TitanBar™ REINFORCED NAIL HEM



The heavy duty extended return leg snaps tightly into the TitanBar Reinforced Nail Hem which is double the thickness of the siding panel under the nail head, for an installation that's solid, secure and protects against panel blow off in adverse weather conditions.

22 HOMEOWNER PREFERRED COLORS

WHITE	SANDSTONE	MAVERICK BROWN DESIGNER COLLECTION	SMOKE PREMIUM	WEDGEWOOD PREMIUM
BEIGE	SIERRA PREMIUM	KHAKI PREMIUM	SILVER	GRAPHITE DESIGNER COLLECTION
CREAM	TUMBLEWEED PREMIUM	CACTUS	GRANITE PREMIUM	
TAN	MOCHA PREMIUM	FERN PREMIUM	SEAPORT DESIGNER COLLECTION	
CHAMPAGNE	RUSSET DESIGNER COLLECTION	OLIVE PREMIUM	STEEL BLUE DESIGNER COLLECTION	

Colors are mechanically reproduced. For color accuracy, please see actual product sample.

*THE TEST PRESSURES LISTED ON NORANDEX VINYL SIDING ARE DERIVED FROM TESTING PER ASTM D-5206 WITH NAILS 16" ON CENTER. THE REPORTED WIND SPEEDS ARE CALCULATED UNDER ONE SET OF CONDITIONS. PLEASE CHECK WITH YOUR LOCAL BUILDING INSPECTOR FOR WIND LOAD REQUIREMENTS IN YOUR AREA AND FOR THE TYPE OF STRUCTURE IN WHICH THE SIDING IS BEING INSTALLED.



DOUBLE 4-1/2" DUTCHLAP

2-4 1/2" exposure per panel
12' 1" long
22 pcs. per ctn.
2 squares per ctn.



DOUBLE 4" CLAPBOARD

2-4" exposure per panel
12' 6" long
24 pcs. per ctn.
2 squares per ctn.

DOUBLE 4-1/2" CLAPBOARD

2-4 1/2" exposure per panel
12' 1" long
22 pcs. per ctn.
2 squares per ctn.

- **.040" Panel thickness** with a low gloss woodgrain pattern
- 1/2" Panel projection
- Available in three styles:
 - Double 4" Clapboard
 - Double 4-1/2" Clapboard
 - Double 4-1/2" Dutchlap
- Standard Design Pressure Rating: 37.7 psf
Maximum Windspeed: 162 mph (ULT)*
- Features the Norandex proprietary NailRIGHT® Siding Installation System for a safe, secure installation
- Matching and contrasting soffit and accessories
- Limited Lifetime Transferable Warranty with ColorHold® Lifetime Fade Protection



- **THREE DISTINCTIVE PROFILES:**
 - Double 4" & 4-1/2" Clapboard
 - Double 4-1/2" Dutchlap

Profile & Color Shown:
Double 4-1/2" Dutchlap, White



18 HOMEOWNER PREFERRED COLORS

WHITE	ALMOND	SANDSTONE	SILVER
LINEN	TAN	SIERRA PREMIUM	GRANITE PREMIUM
BEIGE	CHAMPAGNE	MOCHA PREMIUM	WEDGEWOOD PREMIUM
CREAM	WHEAT	CACTUS	
YELLOW	SAND PREMIUM	DOVE GRAY PREMIUM	

Colors are mechanically reproduced. For color accuracy, please see actual product sample.

*THE TEST PRESSURES LISTED ON NORANDEX VINYL SIDING ARE DERIVED FROM TESTING PER ASTM D-5206 WITH NAILS 16" ON CENTER. THE REPORTED WIND SPEEDS ARE CALCULATED UNDER ONE SET OF CONDITIONS. PLEASE CHECK WITH YOUR LOCAL BUILDING INSPECTOR FOR WIND LOAD REQUIREMENTS IN YOUR AREA AND FOR THE TYPE OF STRUCTURE IN WHICH THE SIDING IS BEING INSTALLED.

Vinyl Soffit

VERTICAL SIDING | PORCH CEILINGS



DOUBLE 5" PREMIUM

REMODELER SOFFIT

BUILDER SOFFIT

TRIPLE 3-1/3" SOFFIT

BEADED PORCH PANEL



Profile & Color Shown: Solid, White

Beaded Porch Panel

.040"

Low Gloss Brushed Pattern

Solid

SOLID & CENTER VENT

8" exposure per panel
12' long
18 pcs. per ctn.
1.44 squares per ctn.



Center Vent



RIDGE VENT (EXHAUST)

SOFFIT VENTS (INTAKE)

Proper attic ventilation is not something that should be overlooked. Excessive moisture build-up can lead to mold and mildew growth, and cause potential damage to a home's wood framing. That's why many homeowners are making the smart choice to have Norandex Premium Vinyl Soffit installed under their overhangs.

Choose from these ventilation system options:

- ▶ Perforated Center Vent
- ▶ Perforated Full Vent
- ▶ Lanced Full Vent
- ▶ Hidden Ridge® features venting slots hidden deep in the U-grooves of the soffit panels. This provides efficient airflow for proper ventilation while maintaining the clean look of solid soffit, and helps reduce heating and cooling costs by helping maintain a more energy-efficient attic temperature.

ADD SOFFIT. ADD VALUE.

Remind homeowners of the significant benefits of adding Norandex Premium Vinyl Soffit to their home.

Porch ceilings and areas under overhangs can be difficult and dangerous to maintain. Norandex low-maintenance vinyl soffit is weather resistant so there's never a need to scrape, sand and paint again, saving time and money on periodic upkeep.

A selection of truly distinctive profiles gives homeowners the option of choosing a soffit panel that best accentuates their exterior finish, including an extra thick Double 5" profile that can be used for vertical applications.

To complement their siding selection, Norandex Vinyl Soffit comes in a variety of beautiful homeowner preferred colors. The soffit can be perfectly matched to the siding for a unified look, or contrasted to add a subtle, appealing highlight.

With weather-resistant Norandex Vinyl Soffit, there's virtually no maintenance ever. This means homeowners can use the extra time and money they save to do the things they truly enjoy.

5 HOMEOWNER PREFERRED COLORS

WHITE	WHEAT*
LINEN*	SIERRA PREMIUM
CHAMPAGNE*	

Colors are mechanically reproduced. For color accuracy, please see actual product sample.

*Not available in Center Vent profile. See color availability matrix on page 32.



SOLID PANELS CAN BE USED IN CEILING APPLICATIONS ON PORCHES AS SHOWN ABOVE TO BEAUTIFULLY FINISH THE EXTERIOR OF A HOME.

- **.040" Panel thickness** with a low gloss brushed pattern
- Available solid and center vent styles
- Center vent ventilation specifications:
 - Net free ventilation area per linear foot - 2.0 sq. in.
 - Percentage of ventilated surface area per linear foot - 2.1%
- 3/8" Panel projection
- Solid panels can be used on porch ceilings and as vertical accent pieces
- Limited Lifetime Transferable Warranty with ColorHold® Lifetime Fade Protection

D5 Premium

VINYL SOFFIT

Natural Cedar Grain Pattern

.048"

.040"

Natural Matte Pattern

T3.3 Hidden Vent

VINYL SOFFIT



Solid

SOLID, FULL VENT LANCED & HIDDEN RIDGE

2-5" exposure per panel
12' long
15 pcs. per ctn.
1.5 squares per ctn.



Full Vent Lanced



Profile & Color Shown: Hidden Ridge, Sand



Profile & Color Shown: Solid, White

23 HOMEOWNER PREFERRED COLORS

WHITE	SAND* PREMIUM	FERN* PREMIUM
LINEN*	SANDSTONE	IVY* PREMIUM
BEIGE*	SIERRA PREMIUM	OLIVE* PREMIUM
CREAM*	COBBLESTONE* PREMIUM	SMOKE* PREMIUM
ALMOND	TUMBLEWEED* PREMIUM	SILVER*
TAN*	MOCHA* PREMIUM	GRANITE* PREMIUM
CHAMPAGNE*	KHAKI* PREMIUM	WEDGEWOOD* PREMIUM
WHEAT	CACTUS*	

Colors are mechanically reproduced. For color accuracy, please see actual product sample.

*Not available in Full Vent Lanced profile. See color availability matrix on page 32.

1 HOMEOWNER PREFERRED COLOR



Colors are mechanically reproduced. For color accuracy, please see actual product sample.

- **.040" Panel thickness** with a natural matte pattern
- Available solid and hidden vent
- Hidden vent ventilation specifications:
 - Net free ventilation area per linear foot - 9.6 sq. in.
 - 5/8" Panel projection
- Limited Lifetime Transferable Warranty with ColorHold® Lifetime Fade Protection


T3.3 Soffit cannot be used in vertical applications.



THE .040" THICKNESS COMBINED WITH THE 5/8" PANEL PROJECTION CREATES A TIGHT SECURE LOCK BETWEEN PANELS AND IS ENGINEERED TO WITHSTAND SAGGING OR BUCKLING, MAKING IT PERFECT FOR LONG-SPAN APPLICATIONS.

- T3.3 SOLID SOFFIT**
- 3 - 3-1/3" exposure per panel
 - 12' long
 - 20 pcs. per ctn.
 - 1.92 squares per ctn.

Solid



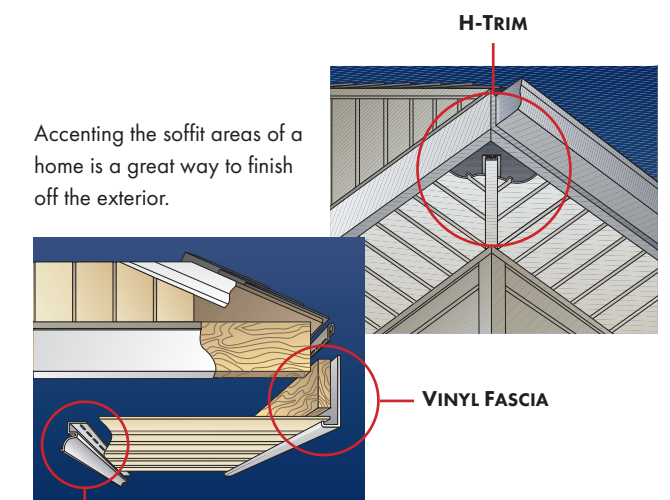
- T3.3 HIDDEN VENT SOFFIT**
- 3 - 3-1/3" exposure per panel
 - 12' long
 - 20 pcs. per ctn.
 - 1.92 squares per ctn.

Hidden Vent



- **.048" Panel thickness** with a natural cedar grain pattern
- Available solid, full vent lanced or with the Hidden Ridge® ventilation system
- Standard Design Pressure Rating: 33.3 psf, 152 mph (ULT)*
- Net free ventilation area per linear foot:
 - Hidden Ridge® - 1.9 sq. in.
 - Full vent lanced - 8.3 sq. in.
- Percentage of ventilated surface area per linear foot:
 - Hidden Ridge® - 1.60%
 - Full vent lanced - 9.92%
- 3/4" Panel projection
- Solid panels can be used in sidewall applications as vertical siding
- Limited Lifetime Transferable Warranty with ColorHold® Lifetime Fade Protection

*THE TEST PRESSURES LISTED ON NORANDEX VINYL SIDING ARE DERIVED FROM TESTING PER ASTM D-5206 WITH NAILS 12" ON CENTER. THE REPORTED WIND SPEEDS ARE CALCULATED UNDER ONE SET OF CONDITIONS. PLEASE CHECK WITH YOUR LOCAL BUILDING INSPECTOR FOR WIND LOAD REQUIREMENTS IN YOUR AREA AND FOR THE TYPE OF STRUCTURE IN WHICH THE SIDING IS BEING INSTALLED.



Accenting the soffit areas of a home is a great way to finish off the exterior.

SOFFIT COVE MOULDING*
*DELUXE CROWN MOULDING MAY BE USED AS AN ALTERNATE TO SOFFIT COVE MOULDING.

Double 5" Solid

Double 5" Full Vent

Triple 4" Solid

Triple 4" Full Vent

Triple 4" Center Vent

COLOR AVAILABILITY

STANDARD COLORS	D5 SOLID	D5 FULL VENT	T4 SOLID	T4 FULL VENT	T4 CENTER VENT
WHITE	■	■	■	■	■
LINEN	■	■	■	■	■
BEIGE	■	■	■	■	■
CREAM	■	■	■	■	■
YELLOW	■	■	■*	■*	■
ALMOND	■	■	■	■	■
TAN	■	■	■	■	■
CHAMPAGNE	■	■	■	■	■
WHEAT	■	■	■	■	■
SANDSTONE	■	■	■	■	■
CACTUS	■	■	■*	■*	■
SILVER	■	■	■	■	■

PREMIUM COLORS

SAND	■	■	■	■	■
COBBLESTONE	■	■	■*	■*	■
SIERRA	■	■	■	■	■
TUMBLEWEED	■	■	■	■	■
MOCHA	■	■	■	■	■
KHAKI	■	■	■*	■*	■
FERN	■	■	■*	■*	■
IVY	■	■	■*	■*	■
OLIVE	■	■	■*	■*	■
DOVE GRAY	■	■	■*	■*	■
SMOKE	■	■	■	■	■
GRANITE	■	■	■	■	■
WEDGEWOOD	■	■	■	■	■
GENEVA BLUE	■	■	■*	■*	■

DESIGNER COLLECTION

CHESTNUT	■	■	■*	■*	■
RUSSET	■	■	■	■	■
MAVERICK BROWN	■	■	■	■	■
ROYAL BROWN	■	■	■	■	■
MUSKET BROWN	■	■	■	■	■
RUSTIC CEDAR	■	■	■*	■*	■
FIREBRICK	■	■	■*	■*	■
ACADIA GREEN	■	■	■*	■*	■
MYRTLE	■	■	■*	■*	■
SEAPORT	■	■	■*	■*	■
JAMESTOWN BLUE	■	■	■*	■*	■
STEEL BLUE	■	■	■*	■*	■
DEEP WATER	■	■	■*	■*	■
GRAPHITE	■	■	■	■	■
CARBON	■	■	■	■	■

Colors are mechanically reproduced. For color accuracy, please see actual product sample.

*Indicates extended leadtime



Profile & Color Shown: T4 Full Vent, White



Profile & Color Shown: D5 Solid & Full Vent, White

AVAILABLE IN 5 PROFILES

DOUBLE 5" VINYL SOFFIT



.040" Panel thickness
natural matte pattern

.475" panel projection

Available solid or full vent perforated

Full vent perforated net free ventilation area per Lineal Foot - 4.9 sq. in.

TRIPLE 4" VINYL SOFFIT



.040" Panel thickness
natural matte pattern

.484" panel projection

Available solid, full vent perforated, or center vent perforated

Net free ventilation area per Lineal Foot:
- Full vent: 5.8 sq. in.
- Center vent: 1.9 sq. in.

COLOR AVAILABILITY

STANDARD COLORS	D5 SOLID	D5 FULL VENT	T4 SOLID	T4 FULL VENT	T4 CENTER VENT
WHITE	■	■	■	■	■
CHAMPAGNE	■	■	■	■	■
SANDSTONE	■	■	■	■	■
SILVER	■	■	■	■	■

PREMIUM COLORS

SIERRA	■	■	■	■	■
GRANITE	■	■	■	■	■

Colors are mechanically reproduced. For color accuracy, please see actual product sample.

ALL NORANDEX VINYL SOFFIT:

- Have matching and contrasting siding and accessories
- Never needs to be scraped, sanded or painted, leaving you a maintenance-free freshly painted appearance
- Carries a Limited Lifetime Transferable Warranty with Lifetime Fade Protection. Visit www.norandex.com to view warranty details

Double 5" Solid

Double 5" Full Vent

Triple 4" Solid

Triple 4" Full Vent

Triple 4" Center Vent

DOUBLE 5" VINYL SOFFIT

.036" Panel thickness
natural brushed finish

.396" panel projection

Available solid or full vent perforated

Full vent perforated net free ventilation area per Lineal Foot - 4.9 sq. in.

TRIPLE 4" VINYL SOFFIT

.036" Panel thickness
natural brushed finish

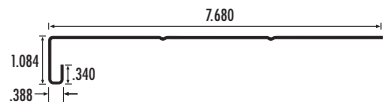
.396" panel projection

Available solid, full vent perforated, or center vent perforated

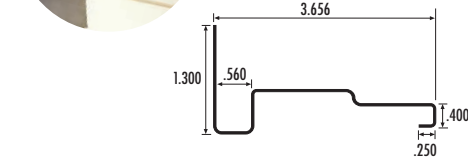
Net free ventilation area per Lineal Foot:
- Full vent: 5.8 sq. in.
- Center vent: 1.9 sq. in.

SIDING & SOFFIT ACCESSORIES

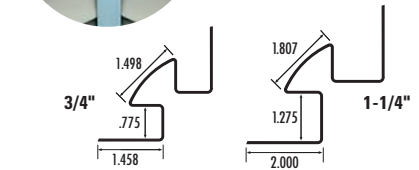
VINYL FASCIA
12' long
25 pcs. per ctn.
300 linear ft. per ctn.



DELUXE CROWN MOULDING
12' 6" long
14 pcs. per ctn.
175 linear ft. per ctn.



3/4" & 1-1/4" INSIDE CORNER POST
10' long
10 pcs. per ctn.
100 linear ft. per ctn.



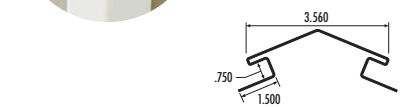
UTILITY TRIM
12' 6" long
40 pcs. per ctn.
500 linear ft. per ctn.



DUAL UTILITY TRIM
12' 6" long
12 pcs. per ctn.
150 linear ft. per ctn.



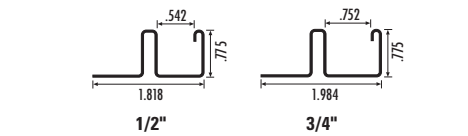
45° BAY OUTSIDE CORNER POST
10' long
3/4" receiving pocket
10 pcs. per ctn.
100 linear ft. per ctn.



3/4" WINDOW & DOOR CASING
12' 6" long
20 pcs. per ctn.
250 linear ft. per ctn.



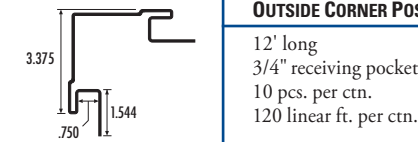
1/2" & 3/4" F CHANNEL
12' 6" long
24 pcs. per ctn.
300 linear ft. per ctn.



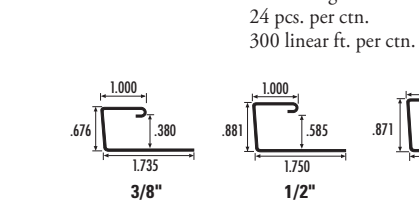
DRIP CAP
12' long
40 pcs. per ctn.
480 linear ft. per ctn.



3-1/2" UNIVERSAL OUTSIDE CORNER POST
10' long
3/4" receiving pocket
10 pcs. per ctn.
100 linear ft. per ctn.



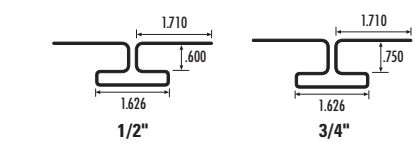
3/8", 1/2", 5/8" & 3/4" J CHANNEL
12' 6" long
40 pcs. per ctn.
500 linear ft. per ctn.



3/4" FLEXIBLE J CHANNEL
12' 6" long
20 pcs. per ctn.
250 linear ft. per ctn.



1/2" & 3/4" H-TRIM
12' 6" long
10 pcs. per ctn.
125 linear ft. per ctn.



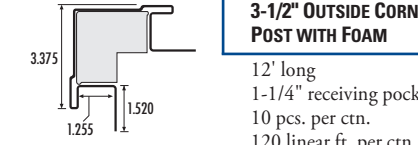
SOFFIT COVE MOULDING
12' 6" long
20 pcs. per ctn.
250 linear ft. per ctn.



STARTER STRIP
12' 6" long
50 pcs. per ctn.
625 linear ft. per ctn.

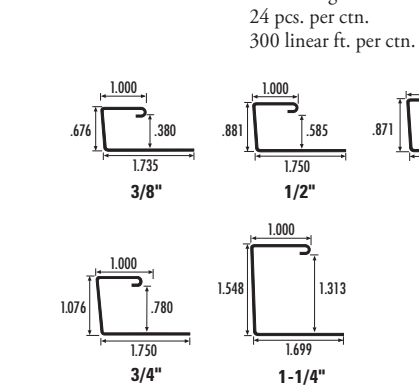


3-1/2" UNIVERSAL OUTSIDE CORNER POST
12' long
3/4" receiving pocket
10 pcs. per ctn.
120 linear ft. per ctn.



With foam for added rigidity & energy efficiency

1-1/4" J CHANNEL
12' 6" long
24 pcs. per ctn.
300 linear ft. per ctn.



STARTER STRIP (FOR POLAR WALL® PLUS)
12' 6" long
24 pcs. per ctn.
300 linear ft. per ctn.



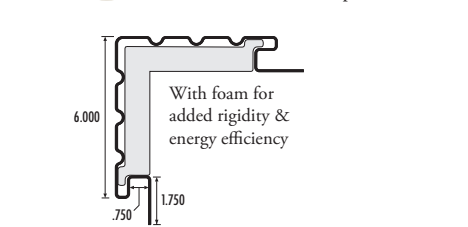
WIDE CORNER/WINDOW AND DOOR SURROUND SYSTEMS

See page 32-33 for color availability

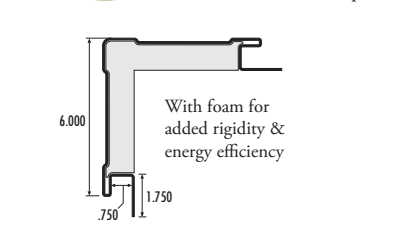
SURROUND STARTER
12' 6" long
24 pcs. per ctn.
300 linear ft. per ctn.



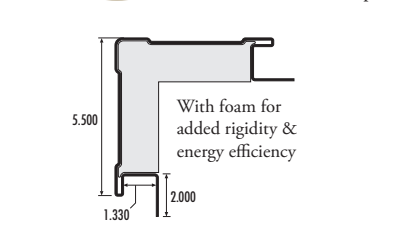
6" FLUTED OUTSIDE CORNER POST WITH FOAM
20' long
3/4" receiving pocket
4 pcs. per ctn.
80 linear ft. per ctn.



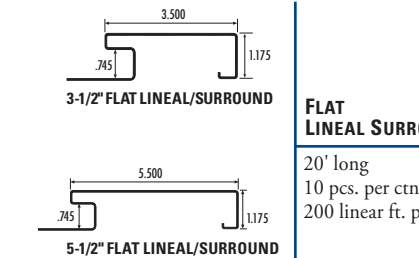
6" TRADITIONAL OUTSIDE CORNER POST WITH FOAM
20' long
3/4" receiving pocket
6 pcs. per ctn.
120 linear ft. per ctn.



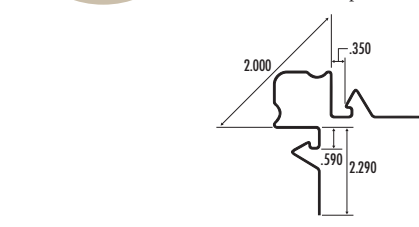
5-1/2" OUTSIDE CORNER POST WITH FOAM
20' long
1-1/4" receiving pocket
6 pcs. per ctn.
120 linear ft. per ctn.



3-1/2" FLAT LINEAL/SURROUND
20' long
10 pcs. per ctn.
200 linear ft. per ctn.



BEADED CORNER INSERT
20' long
10 pcs. per ctn.
200 linear ft. per ctn.



Your professional installation crew takes every possible precaution to make sure your new siding looks and performs its best.

They use the Norandex proprietary NailRIGHT® Siding Installation System to help them locate and precisely nail into the framing studs. This is a very important detail because misapplied nails can cause siding to buckle, blow off in windy


conditions, or be hazardous if they strike wiring or plumbing located between the studs.

NailRIGHT helps ensure an accurate and safe installation. It securely connects the siding to the wall for optimum performance. This means the beautiful siding you select will not only stand out, but will stay up, even in extreme weather conditions.

Beauty and Performance. It's the perfect siding combination to make the exterior of any home...perfect.



AVOID:




Hidden Dangers

Nails that miss their mark can be potentially hazardous to items, like wiring and plumbing, located in the cavities between studs.



Blow Off

NailRIGHT helps guide the installer to the studs for an installation that's strong, secure and resistant to blow offs.



Unnecessary Nail Usage

NailRIGHT assures the proper amount of nails are used, saving your home from unnecessary hammer hits.

All products also meet or exceed the color retention requirements of ASTM D-7856. Products will resist major color changes in a variety of climates, based on two-year outdoor weathering studies. Where not defined in ASTM D-3679 and D-7856, our products also meet the stringent quality controls standards of Norandex.

PRODUCT TEST DATA

Impact Resistance Mean Failure Energy	>60 in. lb.
Surface Distortion	None at 120°F
Length Within - 1/4" of specification	
Warp/Camber	<1/8"
Coefficient of Linear Expansion (in/in/°F)	<4.5 x 10 ⁻⁵

FIRE RESISTANCE

All vinyl siding, soffit and accessories listed in this catalog have a Class A flame spread classification per 2012 IBC.

ASTM E-84:

Flame Spread Index	≤ 25
Smoke Developed Index	>450
Fuel Contribution	0

For more information, obtain a brochure on the fire properties of siding by contacting the Vinyl Siding Institute at www.vinylsiding.org.

RELEVANT CODES AND REGULATIONS COMPLIANCE†

- ASTM D-3679, ASTM D-7856, ASTM D-4477, ASTM D-7793
- Florida Building Code Approval FL-12500, FL-12505
- Texas Department of Insurance EC-75
- Code Compliance Research Report #0184

†Not all products listed on this page comply with these codes, please see individual Certificates of Conformance for actual product specifications.



THE "X" APPEARS EVERY 8" ON THE NAILING HEM AS A GUIDE TO HELP DETERMINE LOCATION OF HIDDEN WALL STUDS.

COMPLEMENT YOUR NEW SIDING WITH OTHER QUALITY EXTERIOR PRODUCTS



Your home deserves the best. That's why, in addition to siding, we offer other top quality products to beautify and protect your home. Whether it's entry doors, energy-efficient windows, soffit, trim, or metals, you can rest comfortably knowing you've finished your home with performance products that are among the best the industry has to offer.



VINYL SIDING, SOFFIT & ACCESSORIES

1-800-528-0942

www.norandex.com